



How to set up 2 Factor Authentication

welcome to
Yanfeng Portal - Flowis

Please sign in

supplier.portal.teste...

.....

Sign in

Contact support

Forgot your password?

You can **log in to Flowis** through **this URL ->**
<https://portal.yanfeng.flowis.com/>.

Use your credentials to sign in. In case **you forgot the credentials**, click on the **“Forgot your password”** link.

welcome to
Yanfeng Portal - Flowis

Authenticate your account

Two-factor authentication is required.

Please choose a two-factor authentication method. This method will be used for your protection in all your future sign-ins.

Google auth



Contact support

Email



Go back to login page


Here you can choose **if you want to generate your authentication code via the Google authentication app**, or email.

The system **will remember your decision** for future logins.

We will **show you how it works** if you choose the application.

Authenticate your account

Please scan the QR code to your Google Authenticator application



Two-factor authentication code

Please enter the code from the two-factor authentication app on your mobile device. If your device is not available, please contact our support team.

Verify code

Need help? ▾

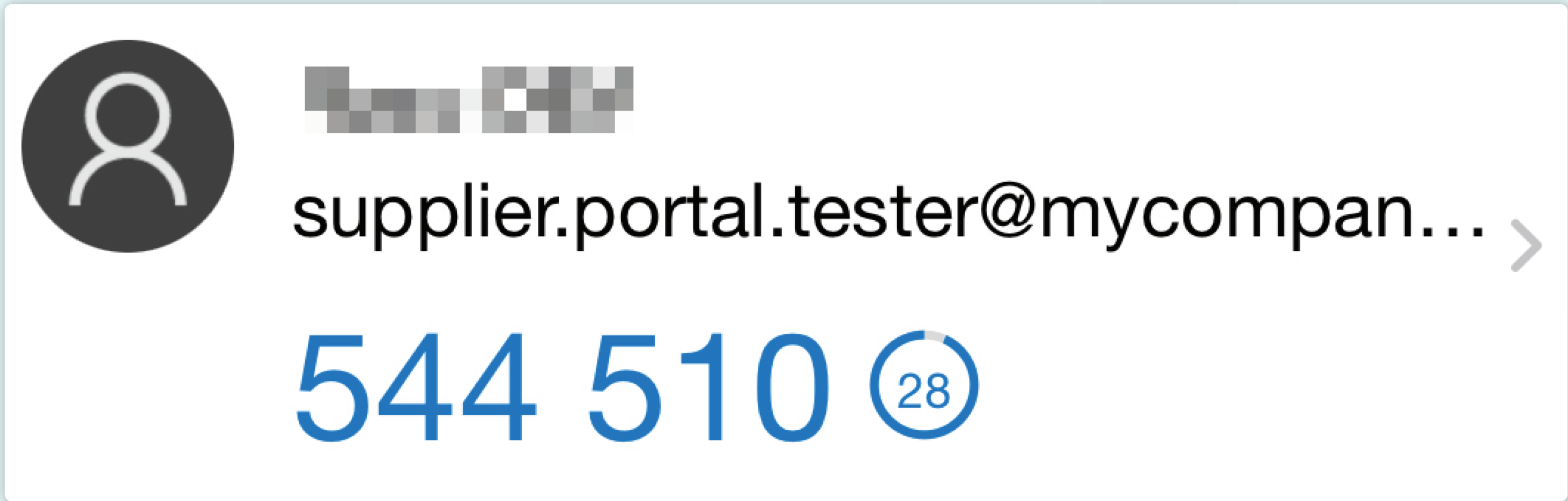
[Choose a different method](#)

Open the Google authentication app on your smartphone and **add a new work account.**




The app will ask you to sign in **or use a QR code.**

Scan the QR code from the portal **with your smartphone.**

This is how it will look **on your smartphone.**




A white rectangular card with rounded corners, containing a user profile. On the left is a dark grey circular icon with a white person silhouette. To its right is a pixelated grey placeholder for a profile picture. Below the placeholder is the email address "supplier.portal.test@mycompan..." followed by a right-pointing chevron. At the bottom of the card, the phone number "544 510" is displayed in blue, followed by a blue circular icon containing the number "28".

 
supplier.portal.test@mycompan... >
544 510 

Authenticate your account

Please scan the QR code to your Google Authenticator application



Two-factor authentication code

Please enter the code from the two-factor authentication app on your mobile device. If your device is not available, please contact our support team.

Verify code

Need help? ▾

[Choose a different method](#)

Now you need to **fill in the authentication code** in the Flowis field for 2-factor verification **and press verify code button.**

The system will then **automatically sign you in.**



At SoftPoint we also address **other key finance processes** such as:



General ledger

- **Fixed assets:** fixed assets register, multiple books (e.g. GAAP, statutory, tax, etc.), different depreciation methods, and handling of acquisitions, disposals, and transfers.
- **Intercompany:** submission of exchange requests, routing, and approval, simultaneous posting to various ERP systems, reconciliation of intercompany balances, and payment approval.
- **Account reconciliations:** reconciliation cover sheets and balance explanations, auto-reconciliations, routing and approval, and integration with accounting software.
- **Lease accounting:** IFRS 16 requirements, lease obligations, and calculation of BS / PL balances.
- **Manual journals:** routing & approval, and automated recurring journals.
- **GL reporting**




Accounts receivable

- **Cash application:** matching customer payments with open items, automated breakdown of payments with remittances, and routing of discrepancies to relevant business owners.
- **Billing:** processing of billing requests and automated billing.
- **Business teams:** the resolution of discrepancies, submission of billing requests, and cash-flow forecasting.
- **AR reporting.**

softpoint.

If you want to know more about **Flowis**
and our solutions, **visit our website**
or **contact us via email**.



www.softpoint.tech



info@softpoint.sk